

Lizzy Bennet **MINION**

A complimentary cross stitch design by
 Brooke Nolan of Brooke's Books Publishing
 BrookesBooksStore on Etsy.com
 Brooke's Books Publishing &
 Brooke's Books Stitch-A-Long on facebook



Finished Dimensions: 28 x 40 stitches - If stitched on 14 count perforated paper, the finished size will be approximately 2" x 3".

The model was stitched on 14 count Antique Brown perforated paper with DMC floss, DMC Color Infusions Memory Threads, Kreinik #8 Fine Braid & Kreinik 1/8" metallic ribbon. The stitched pieces were then cut out and tacked together to create a dimensional ornament.

To finish this project you will need:

14 count Antique Brown perforated paper

1 skein each **DMC embroidery floss** in the listed colors

1 spool each **DMC Color Infusions Memory Threads** in the following colors:
 6120 Fuchsia, 6130 Pink, 6010 Brown

1 spool **Kreinik #8 Fine Braid** - 089 Aspen Green

Kreinik 1/8" metallic ribbon - 5500 Pink Lemonade (Or ribbon of choice)

1 small craft feather in your choice of color

Pair of sharp pointed embroidery scissors

Tacky glue

Decorative paper for backing

Copyright ©2015 Brooke's Books Publishing

Please link back to: <http://www.brookesbooks.com>

For personal use only.

This design may not be sold or distributed in any form.

Symbols DMC Color Skeins

•	5200	Snow White	1
■	310	Black	1
◇	727	Topaz Vy Lt	1
×	444	Lemon Dk	1
→	963	Dusty Rose Ult Lt	1
4	3326	Rose Lt	1
◀	3806	Lt Cyclamen Pink	1
♠	3804	Dk Cyclamen Pink	1
⊕	434	Brown Lt	1
♣	898	Coffee Brown Vy Dk	1
●	3371	Black Brown	1
H	996	Electric Blue Lt	1
⊗	995	Electric Blue Dk	1
#	704	Bright Chartreuse	1

Symbols Kreinik Color Spools

(#8 Fine Braids)

Z	089	Aspen Green	1
---	-----	-------------	---



On Etsy as BrookesBooksStore
 On Craftsy, Facebook & Pinterest as
 Brooke's Books Publishing
 On Twitter @brookesbooksmom

Brooke's Books Blog:
brookesbooksblog.typepad.com

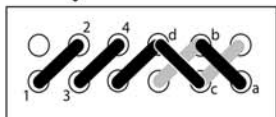
Lizzy Bennet **MINION**

A complimentary cross stitch design by
Brooke Nolan of Brooke's Books Publishing
BrookesBooksStore on Etsy.com
Brooke's Books Publishing &
Brooke's Books Stitch-A-Long on facebook

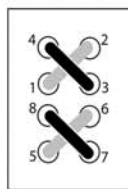


General Stitching Instructions

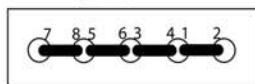
Horizontal Cross Stitch



Vertical Cross Stitch



Backstitch



- When cross stitching with floss on perforated paper, use 3 plies.
- When cross stitching with floss on most evenweave fabrics use 2 plies.
- When cross stitching with Kreinik braid on perforated paper, use 1 ply #8 Fine
- When cross stitching with Kreinik braid on most evenweave fabrics use 1 ply #4 Very Fine

Back Stitch Key: DMC 3371 (2 plies) Mouth & vertical line between shoes - DMC 727 (6 plies) Part in hair - DMC 434 (1 ply) Outlines of gloves & interior circle of goggle - Kreinik #8 Fine Braid 089 (1 ply) Cuff lines of sleeves & trim at bottom of skirt

Finishing Instructions: Cross stitch and back stitch Lizzy & the 2 leaves as charted. Then following the cutting guide lines around the outside edges of each piece, cut them out with sharp pointed embroidery scissors. Using DMC 6010 Brown Memory Thread, make 6 "sausage curls" by winding 2 plies tightly around a round toothpick. Slide the long spiral off the toothpick and cut to make 6 short spiral curls. Using clear drying tacky glue, adhere 3 to each side of the top of her head. (See photo) Make 1 tiny fuchsia rose and 2 tiny pink roses with the Memory Threads by creating tight coils. (See photo) Using tacky glue, adhere the curls, roses and leaves in place on her head. (See photo) Then glue the ends of a 3" length of ribbon to the back of both sides of the bonnet and finish with a small bow glued over the ribbon on the left shoulder. Glue a small craft feather to the back of the bonnet. If desired, adhere decorative paper to the back of the minion, wrong sides together, with tacky glue. Allow to dry. Then using embroidery scissors, carefully cut away excess backing paper around the edges of the finished piece. **You've created a Brooke's Books Stitchy Sticker - Hang it as an ornament, make it a magnet, decorate a card or scrapbook page, etc...**

Copyright ©2015 Brooke's Books Publishing

Please link back to: <http://www.brookesbooks.com>

For personal use only.

This design may not be sold or distributed in any form.



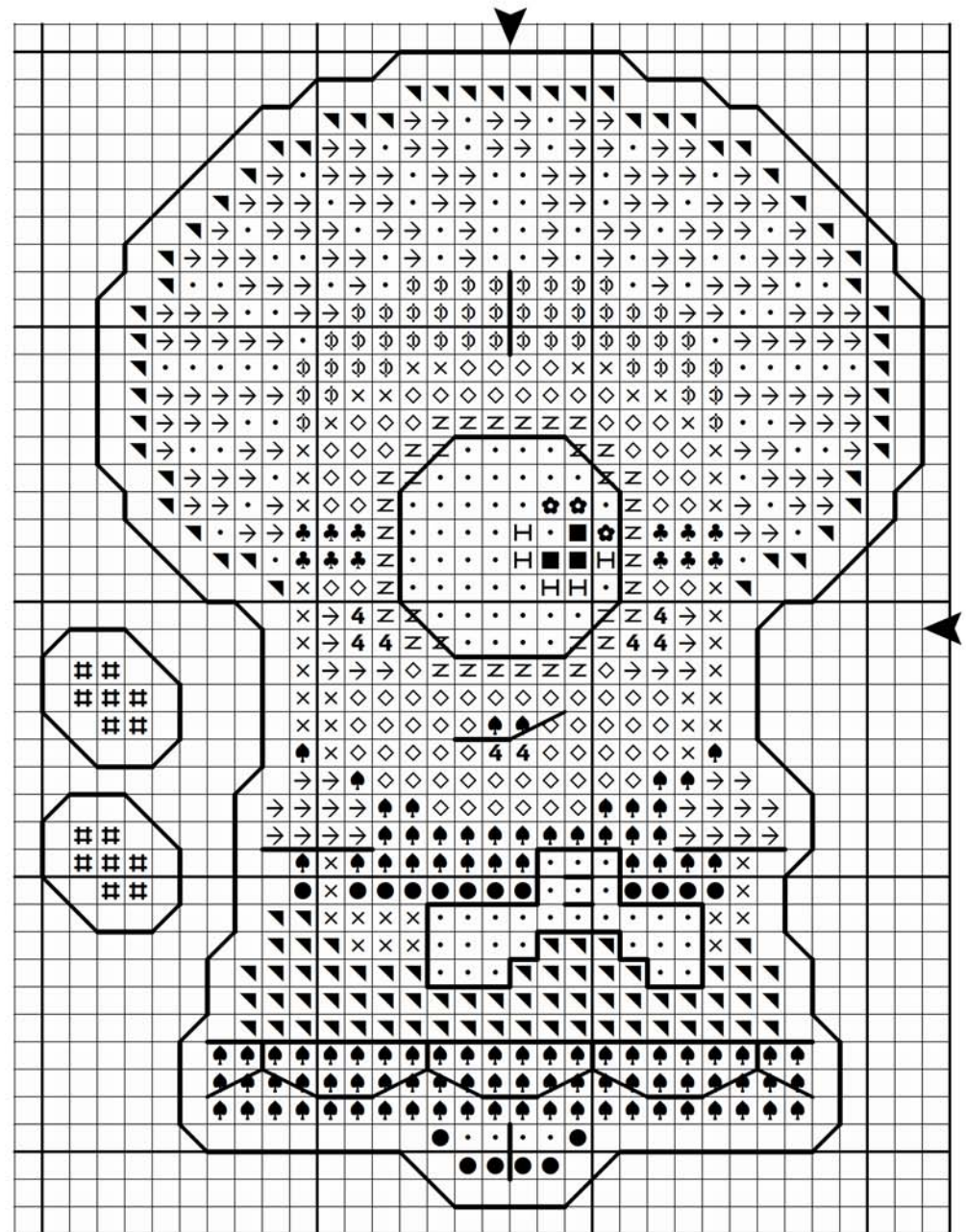
www.brookesbooks.com brooke@brookesbooks.com

On Etsy as BrookesBooksStore
On Craftsy, Facebook & Pinterest as
Brooke's Books Publishing
On Twitter @brookesbooksmom

Brooke's Books Blog:
brookesbooksblog.typepad.com pg. 2 of 3

Lizzy Bennet **MINION**

A complimentary cross stitch design by
 Brooke Nolan of Brooke's Books Publishing
 BrookesBooksStore on Etsy.com
 Brooke's Books Publishing &
 Brooke's Books Stitch-A-Long on facebook



Copyright ©2015 Brooke's Books Publishing

Please link back to: <http://www.brookesbooks.com>
 For personal use only.

This design may not be sold or distributed in any form.

Brooke's Books
 P U B L I S H I N G

www.brookesbooks.com brooke@brookesbooks.com

On Etsy as BrookesBooksStore
 On Craftsy, Facebook & Pinterest as
 Brooke's Books Publishing
 On Twitter @brookesbooksmom

Brooke's Books Blog:
brookesbooksblog.typepad.com